

# CR216 Flüchtlinge und Hacker : Hilfe zur Selbsthilfe

Episode:  
[http://chaosradio.ccc.de/archive/cr216-fluechtlingeundhacker.m  
p3](http://chaosradio.ccc.de/archive/cr216-fluechtlingeundhacker.mp3)  
Hilfe zur Selbsthilfe

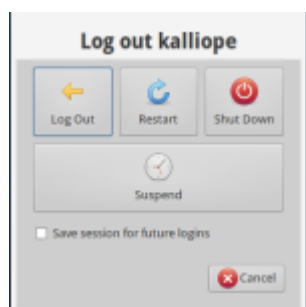
---

## Lesson-2: Switching Languages

I want to work with my computer in my own language. How do I switch to Persian, German or ?any other language

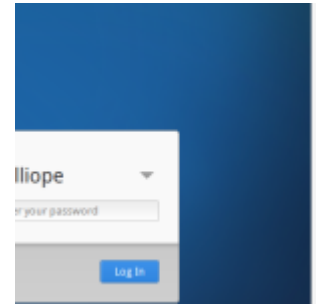
:There are several ways to do this

Logout and login with a different language



first click on the whisker menu and the power-icon or press  
the power-button of your computer.  
as a second step do not "shutdown" your computer but click  
."Log Out

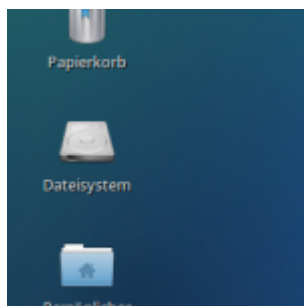
You will be dropped to a new login window  
.(saying "kalliope" (or your username



On the right top corner of the screen you see an Icon saying  
for example "en\_US" or "de\_AT".  
This is the language used if you login now (username:  
.(?kalliope, password: kalliope. remember

You can now change this language before login to the one you  
.wish

As a practice do it now. Change the language for example to  
.german and login

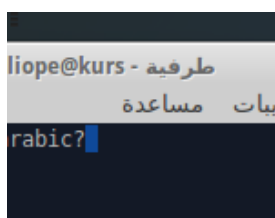


The computer will no prompt icons an menus  
in german language.  
that was it. you can know work in your  
native language or switch to german if you  
..are learning etc

Note: in some languages not everything is translated and you  
.will see some english expressions, too

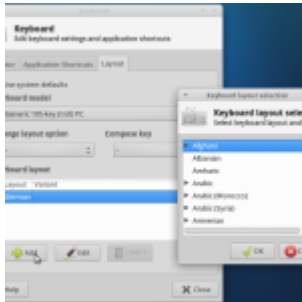
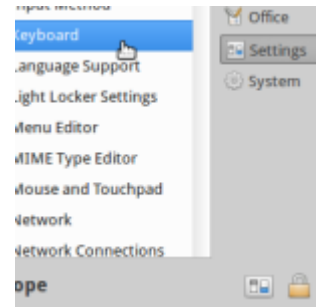
Practice: now log out again and try another language or go  
.back to english

**I switched the language to Arabic but the keyboard  
is still Latin/english. how can I switch the  
?keyboard language**



if your language uses other characters and  
fonts (e.g. arabic, greek) you must activate  
.these keyboard layouts additionally

Click on the Whisker Menu and go to “Settings”, choose “Keyboard” and click it

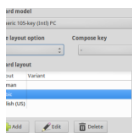


In the opening keyboard-settings window you unchoose “Use system defaults” click on the add button and a “Keyboard layout selection” will be prompted. choose one or more additional languages. in future these keyboard layouts will be .available to you

The order of the keyboards show is the order it will be switched (see below) and the topmost is the default keyboard layout after startup

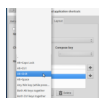
## So how do I now switch between the keyboard ?layouts

The fastest way to switch layouts is a “keyboard shortcut”. These tricky keyboard-shortcuts are used in several situations and can be very helpful. No panic, the .ones you need you will remember soon



configure a keyboard shortcut for layout :changing

open -> settings -> keyboard -> Layout again



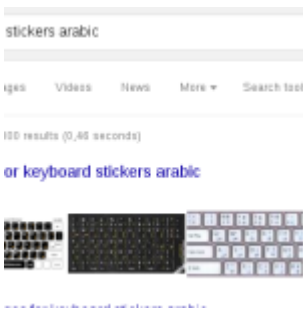
click on “Change layout option” and choose “ALT-SHIFT” after that close the window



Practice: go to -> Accessories -> Mousepad. The program will open, it is a so called "Text-Editor". A very simple .program to write and save text messages

Begin writing something, then press ALT-SHIT, go on writing. Repeat this and the language you write will change every time you hit ALT-SHIFT

## My Computer has a german keyboard layout. When working in arabic (or others) how do I ?find the correct keys

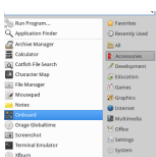


First you have to decide whether you need the german layout in future (for example to learn Deutsch). If not, you can get .some stickers to clue on the keyboard

You can find templates in the internet. If you search google or any other search engine for "keyboard stickers .arabic" (e.g.) you find templates

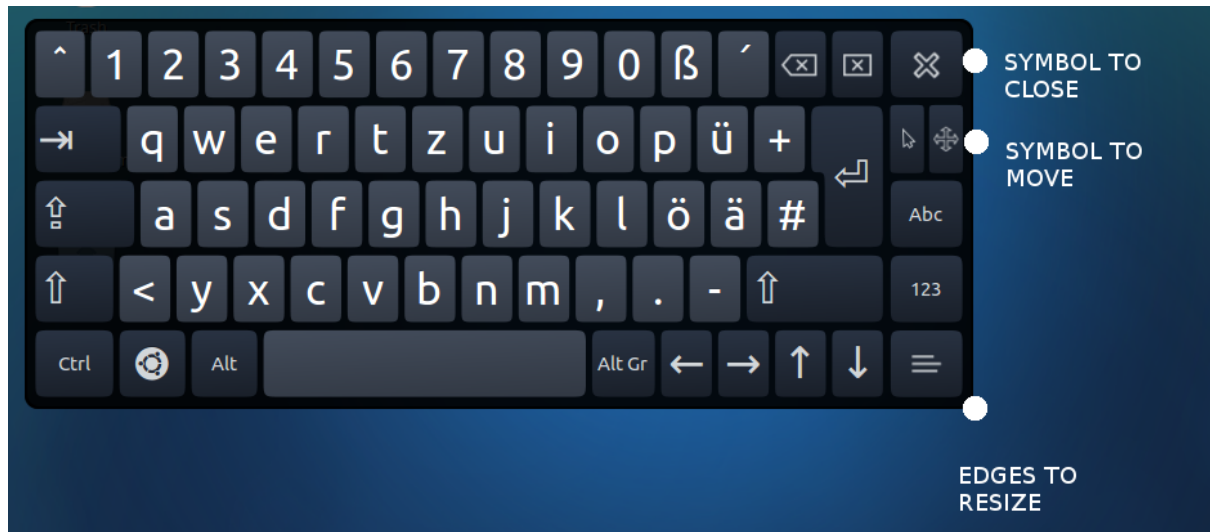
If you attend our courses in Wels you can ask for .printouts, we do some

You can download our templates: arabic-a4

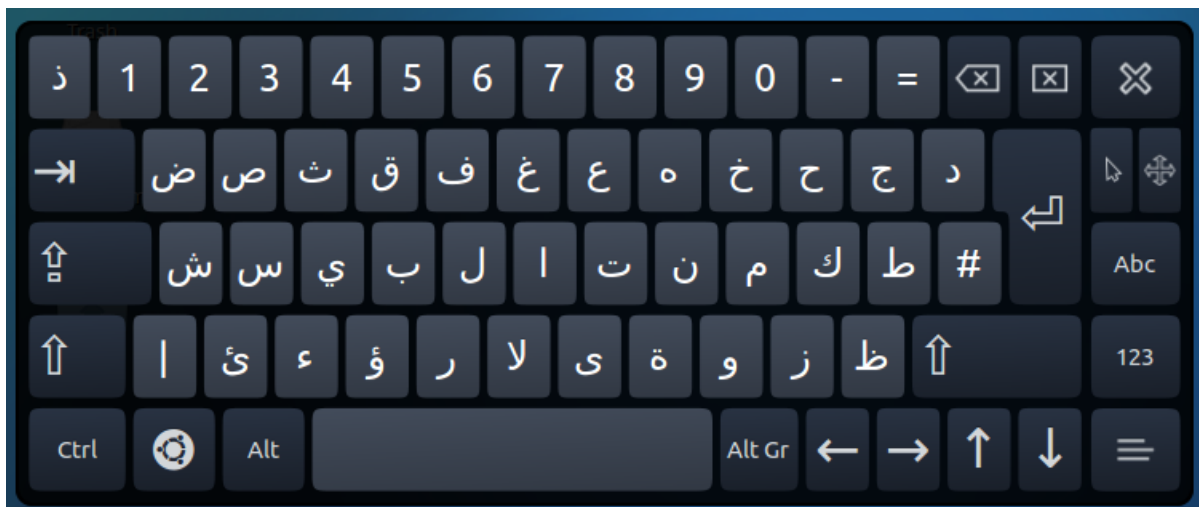


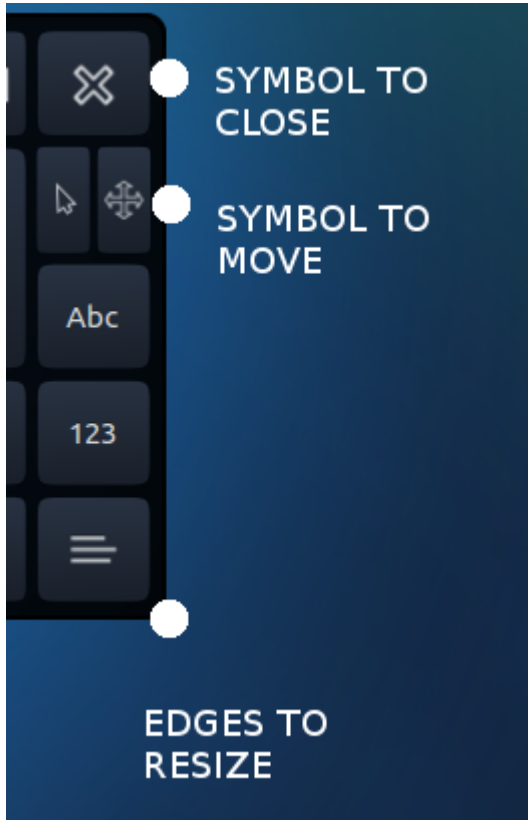
The second variant is to use a onscreen keyboard to help you find the keys

Open Whisker Menu -> Accessories -> Onboard



The Onboard keyboard will always show your currently used keyboard layout. So if you switch to e.g. arabic, it will will show that

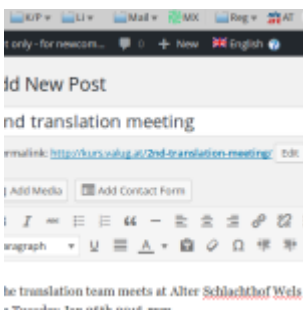




If the Onboard keyboard is too large and/or hiding things you need to see, you can move, resize and close the window with the controls on the right side. Resizing is done on the edges like other regular windows.

---

## 2nd translation meeting



The translation team meets at Alter Schlachthof Wels (VALUG Clubroom, Backside of large Building) on Tuesday Jan 26th 2016 5pm

If you want to help us translate or if you are curious how this works, you are welcome to visit us

---

# درس ۳ نصب نرم افزار

## نصب نرم افزار بر روی سیستم عامل لینوکس و هر آنچه که لازم است شما درباره آن بدانید.

در مرحله اول شما باید سیستم عامل لینوکس را باز کنید . لازم به یادآوری است لینوکس ویندوز یا سیستم عامل های دیگر مثل اندروید نیست.

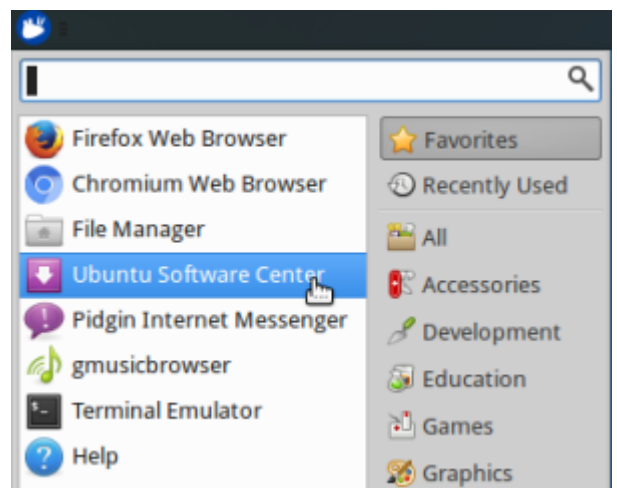


تنها شما میتوانید نرم افزارهایی نصب نمایید که برای لینوکس ساخته شده است . سعی نکنید نرم افزار های ویندوز را دانلود کرده و نصب کنید امکان ندارد کار کند.

## کجا میتوانم نرم افزار پیدا کنم؟ آیا باید آنها را بخرم؟

خبر خوب اینکه نه لازم نیست شما نرم افزاری برای لینوکس خریداری نمایید . نرم افزار های لینوکس بیش از هزاران نرم افزار را شامل میشوند که ممکن شما نیاز داشته باشید به آنها

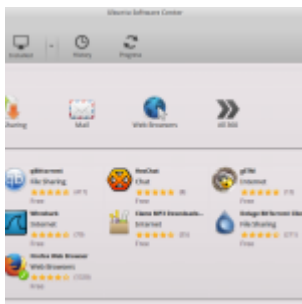
نرم افزاری برای این کار تعبیه شده :



که مرکز نرم افزار های اوبونتو نامیده میشود شما میتوانید این نرم افزار را در دسته بندی نرم افزار های شخصی یا در تنظیمات پیدا کنید. همانطور که در تصویر نیز میبینید.  
بر روی آن چپ کلیک کنید .

If you are used to Google Play or Apple's App Store, you will "see, that the Ubuntu Software Center is that kind of "Store

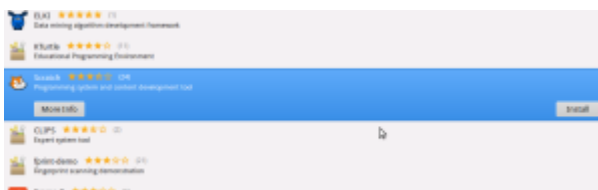
Very very few of the apps (or especially books and magazines) have a price shown, but nearly everything else is for free. Use the free software as long as you do not have a real good .reason to pay for something



If you click on a category, all available .software is shown

.Software already installed has a green tick

If you want to know more about a specific program, just click on it on you will be shown a detailed description (click "more ("Info

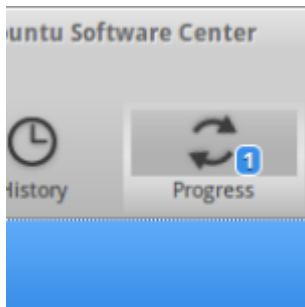


To install a program, click on it

and the choose "Install"

you will then be asked for your password (kalliope if your on our PCs), type it and then click "Authenticate



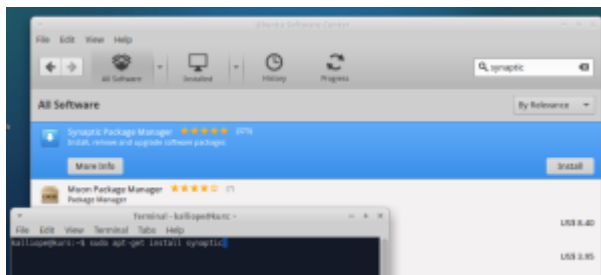


Depending on the internet speed, this will take some time but you can go on searching the .app store. you don't have to wait for it

If you want to know long it will take, click on "Progress" and .you will get an estimation

Practice: Install a Software you like, maybe a little game or the programming environment for children named "scratch". To find "scratch" you may use the "Search" function (click the .(magnifying glass on the right top


All software you install will be found categorized in the .Whisker Menu



Two other good ways to install software are

a) the software "synaptic". It is a very good program like the "Ubuntu Software Center". Install it and give it a try. Maybe .you like it more than the software center

b) on the command line. This may look weird to beginners, but it is definitely a very good way to install software and many advanced Linux users do it that way. We will show that in a .later part of our courses



# Egyptian Censorship Board Closes Cairo Hackerspace



*Makerspaces play a big role in fostering community. Cairo Hackerspace was recently shut down, but co-founder Tarek Omar remains optimistic*

Source: *Egyptian Censorship Board Closes Cairo Hackerspace | :Make*

Last month Cairo Hackerspace lost their space which was housed in the Townhouse Gallery a local art center. The shuttering of the Townhouse Gallery is just one in a series of recent raids on contemporary art spaces by the Egyptian Censorship Board. No official explanations have been given but it appears that the hackerspace was collateral damage in an attempt to close [...] .down art spaces

---

# Lessons learned: Freifunk für Geflüchtete

32c3: 1 Jahr Freifunk in Südhessen Peter Löwenstein

---

## first official translation meeting

Hi

today is the first official translation meeting for  
<http://kurs.valug.at>  
please come to Alter Schlachthof (Backside of Building, 2nd  
floor

(We meet at 18.00h (6pm

cu

Peter

Ps.: bring your Laptops if available

---

## refugees emancipation &

# support

Internet for Refugees by Refugees

<http://www.refugeesemancipation.com/>  
[/http://support.refugeesemancipation.com/en](http://support.refugeesemancipation.com/en)

---

## **Digitalisierungskongress: Fiona Krakenbürger über das 'Internet for Refugees**

deutschsprachiger Vortrag

---

## **JKU and Langenscheidt: Free German-Arabic Dictionary**

Source: <http://www.jku.at/UB/content/e285362/e290121>

Login Credentials Langenscheidt Dictionary German-Arabic

You can login for free with the following passwords/usernames  
(at Website -> Langenscheidt (right top corner

Username: arabisch1.UBL.UNILINZ@jku.at

Passwort: arabischdeutsch

Username: arabisch2@jku.at

Passwort: arabischdeutsch2

Username: arabisch3@jku.at

Passwort: arabischdeutsch3

Username: arabisch4@jku.at

Passwort: arabischdeutsch4

Username: arabisch5@jku.at

Passwort: arabischdeutsch5

Username: arabisch6@jku.at

Passwort: arabischdeutsch6

Username: arabisch7@jku.at

Passwort: arabischdeutsch7

.Die Zugänge sind bis Ende November 2018 gültig