

Lesson-3 Installing Software

Installing software (programms, apps) on your computer. Things you should know.

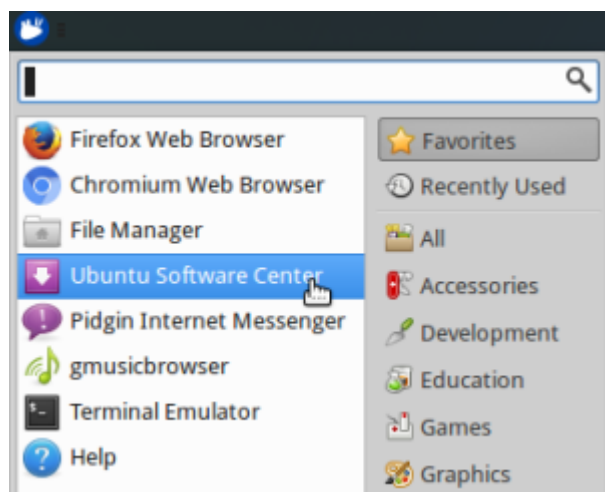


First of all, you are running a Linux Computer! Linux is not Windows, OSX or Android.

So you have to install software that is made for Linux, in our case for Ubuntu (Xubuntu is a flavour of Ubuntu). Don't try to download Windows Software or Apps you find in the internet. It will just not work!

So where do I find/get software, do I have to buy it?

The good news is: No, you don't have to buy it. Linux is free software and there are thousands of programms for nearly everything you need.



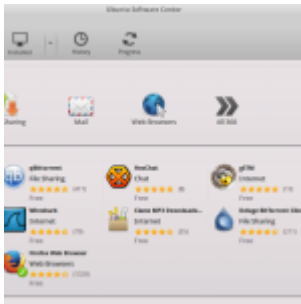
The software-tool to get it, is built in:

It is called "Ubuntu Software Center", you find it in the Whisker Menu either in your favorites (default) or in "Settings".

Click on it!

If you are used to Google Play or Apple's App Store, you will see, that the Ubuntu Software Center is that kind of "Store"

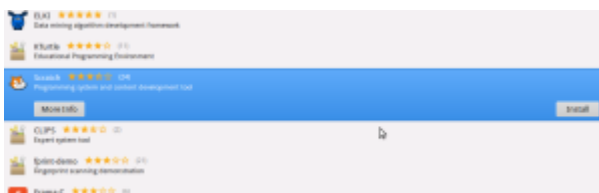
Very very few of the apps (or especially books and magazines) have a price shown, but nearly everything else is for free. Use the free software as long as you do not have a real good reason to pay for something.



If you click on a category, all available software is shown.

Software already installed has a green tick.

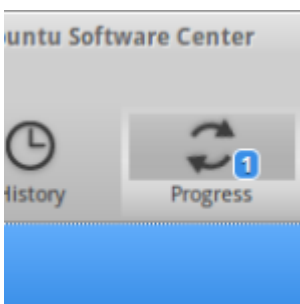
If you want to know more about a specific program, just click on it on you will be shown a detailed description (click "more Info")



To install a program, click on it

and the choose "Install"

you will then be asked for your password (kalliope if your on our PCs), type it and then click "Authenticate"

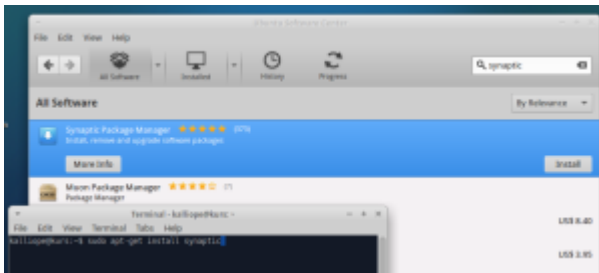


Depending on the internet speed, this will take some time but you can go on searching the app store. you don't have to wait for it.

If you want to know long it will take, click on “Progress” and you will get an estimation.

Practice: Install a Software you like, maybe a little game or the programming environment for children named “scratch”. To find “scratch” you may use the “Search” function (click the magnifying glass on the right top).

All software you install will be found categorized in the Whisker Menu.



Two other good ways to install software are

a) the software “synaptic”. It is a very good program like the “Ubuntu Software Center”. Install it and give it a try. Maybe you like it more than the software center.

b) on the command line. This may look weird to beginners, but it is definitely a very good way to install software and many advanced Linux users do it that way. We will show that in a later part of our courses.